

JUNIOR DPS™
Great Place To Grow

Grade - UKG



Look at each picture. Circle the letter that makes the beginning sound.



F

X

B



D

A

O



B

W

M



C

O

Z



F

S

C



U

K

P



L

B

R



S

J

N

Name : _____ Date : _____

'A' sound words

Look at the pictures below. Say what you see out loud.
What do you hear? Add the missing letter on the blank.



b _ t



b _ g



c _ t



h _ t




_ n t



p _ n





Name: _____



FIND A WORD!



gum



hut



cut



cub

c	u	p	d	h
i	b	l	r	u
g	u	m	i	g
c	s	h	a	p
u	s	u	g	i
b	u	e	u	g
c	u	t	n	a
t	n	u	t	j
r	u	g	m	u
h	u	t	y	g



nut



gun



bus



cup



Fill in the missing vowel.



c _ _ t



h _ _ t



j _ _ t



c _ _ w



d _ _ g



j _ _ m



p _ _ g



b _ _ s



c _ _ n



r _ _ d



z _ _ p



f _ _ n



h _ _ n



b _ _ t



s _ _ n













f _ _ x



Name: _____



Read Write And Color

cup		
bug		
nut		
hut		
tub		

Write the correct word the jumbled letters



nat

.....



eeb

.....



apc

.....



geg

.....

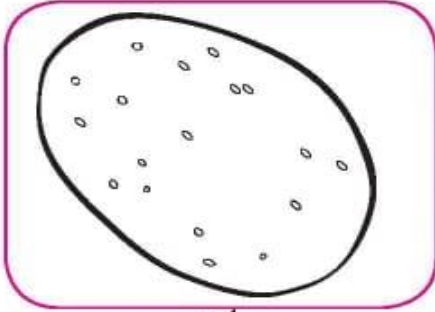


utn


.....


अ या आ

चित्रों को देखकर उनके आगे अ या आ लिखो।
















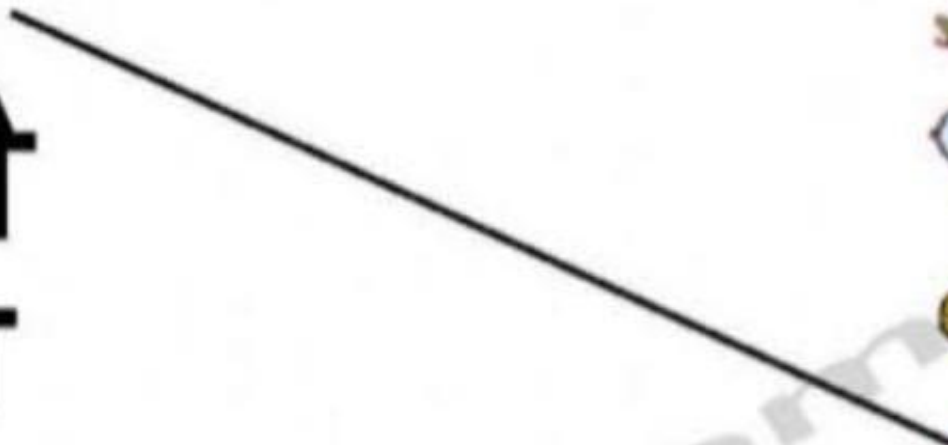


Date: _____

Teacher's Signature: _____

सही वर्ण को चित्र के साथ मिलान करें ।

अ
औ
आ
ए
उ
अं
ऐ
ऊ



नाम:-

दिनांक:-

Global Kids
Indian School
7290006591

मिलान करो और चित्र में रंग भरो



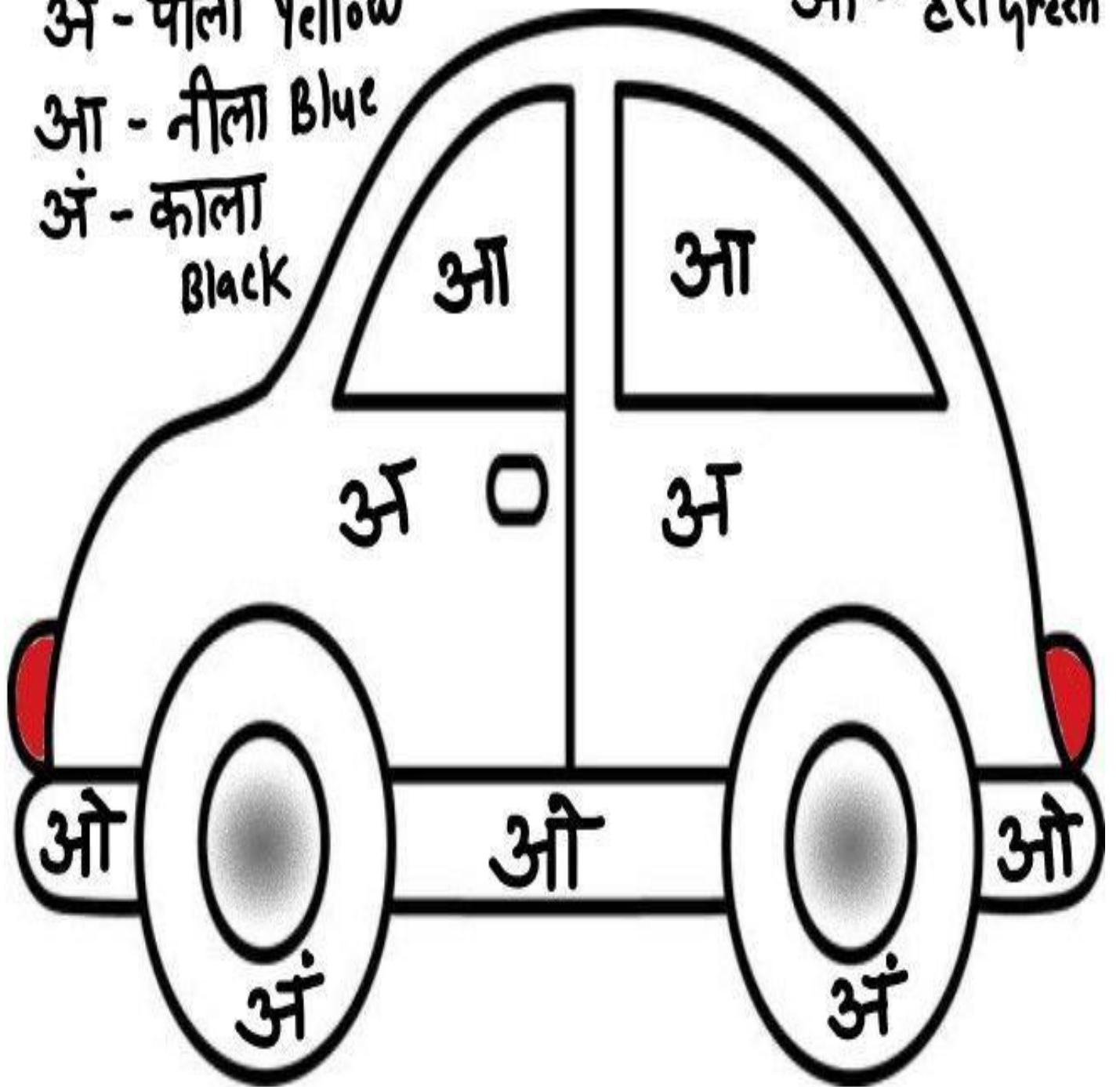
चित्र में रंग भरें।

अ - पीला Yellow

आ - नीला Blue

अं - काला
Black

ओ - हरा Green



चित्र का सही वर्ण को ढूँढ कर गोला बनाओ



आ अ ऊ इ



इ ई ऊ ई



उ ऊ ई ई



आ उ इ उ



ऊ अ ऊ ई












ऊ अ आ अ

Numbers 1-10 Practice








123kidsfun.com

Count and color the flowers. Fill in the correct circle.







 <input type="radio"/> 2 <input type="radio"/> 3 <input type="radio"/> 1	 <input type="radio"/> 5 <input type="radio"/> 7 <input type="radio"/> 6	 <input type="radio"/> 4 <input type="radio"/> 3 <input type="radio"/> 5
 <input type="radio"/> 3 <input type="radio"/> 5 <input type="radio"/> 4	 <input type="radio"/> 9 <input type="radio"/> 7 <input type="radio"/> 8	 <input type="radio"/> 1 <input type="radio"/> 2 <input type="radio"/> 3
 <input type="radio"/> 7 <input type="radio"/> 5 <input type="radio"/> 6	 <input type="radio"/> 3 <input type="radio"/> 2 <input type="radio"/> 1	 <input type="radio"/> 8 <input type="radio"/> 10 <input type="radio"/> 9

Number Trains

Write the missing numbers in each row.



Count and Match.



5

4

2

3

6

1



Fill the missing numbers

1

2

6

10

11

14

16

19

20

21

23

25

28

30

31

32

35

37

40

41

43

46

48

50

Name: _____

Before, After and Between

Fill in the numbers Before, After and Between

___, 9

2, ___, 4

5, ___

___, 4

4, ___, 6

7, ___

___, 5

6, ___, 8

6, ___

___, 10

3, ___, 5

2, ___

___, 6

9, ___, 11

8, ___

___, 7

5, ___, 7

9, ___

___, 3

7, ___, 9

3, ___

___, 8

1, ___, 3

4, ___



Do the caption of the picture using the words from the box.

nose	eye	mouth	finger
stomach	ear	leg	hair
knee	shoulder	eyebrow	ankle



Name _____

@sheetsandtreatsph

THE FIVE SENSES

Draw a line to match the words to the right picture.

nose



see

ear



taste

eye



smell

hand



hear

tongue



touch

My Body

How many do you have ? Fill in the blanks. Only use numbers

I have



eyes

I have



mouth

I have



ears

I have



hands

I have



toes

I have



fingers


I have




nose



All About Me



Self Portrait



I am _____
years old

My Birthday is:





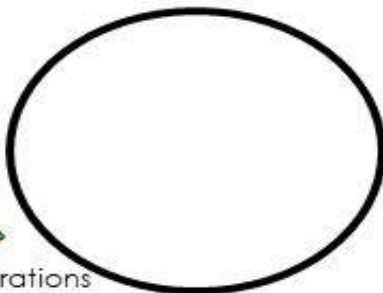
My Favorite

Color:



Animal:


Food:



Book:



THIS IS ME

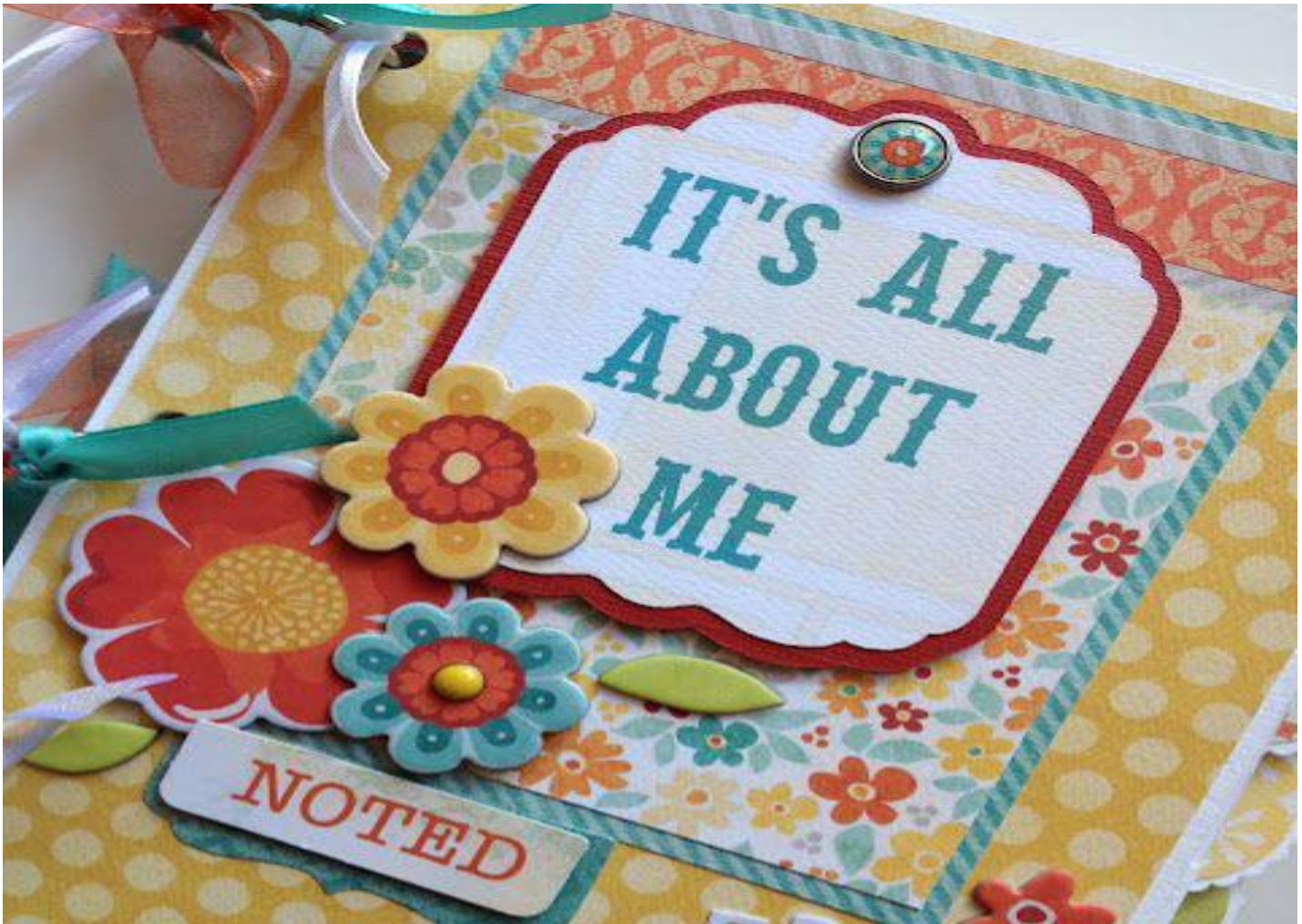


My name is: _____

Extended Task

Project work

**1.All about me using
scrapbook.**




2.Swar varn mala using craft



paper.

3.CVC words (a,e,i,o,u) flower using craft paper.



A vibrant summer-themed background featuring a light blue wooden plank texture. The scene is decorated with various beach items: a thick white rope on the left, several starfish in natural and red colors, a pair of blue and pink flip-flops in the bottom left, and several seashells at the bottom. The text 'Summer Vacation' is centered in a blue, hand-drawn font with a drop shadow.

Summer Vacation

